



直管荧光灯T5灯座 Lampholders for linear fluorescent lamps T5

G5

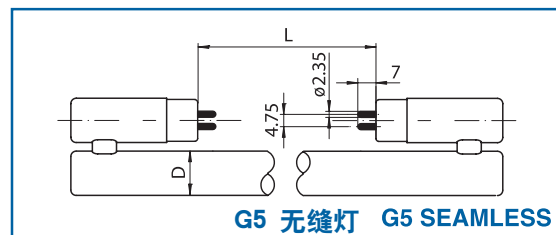
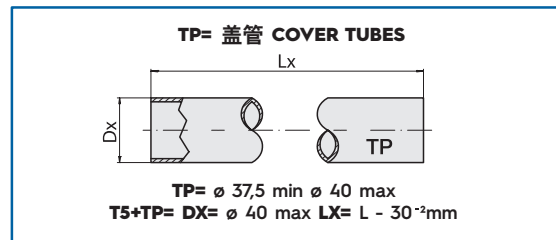
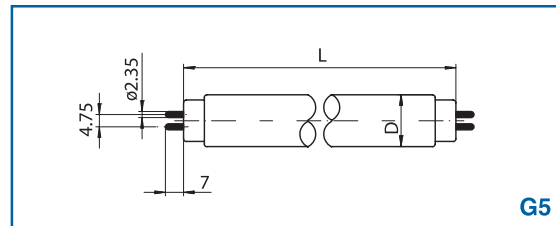
G5 无缝灯/seamless

G5 IP40, IP66/67

所有 A.A.G. Stucchi所有产品都“意大利制造”
All A.A.G. Stucchi products are entirely “Made in Italy”.

Watt	L mm.(max)	D mm.(max)	
4	135,9	ø16	T5
6	212,1		
8	288,3		
13	516,9		
13	549		
14	549		
19	849		
20	549		
21	849		
24	549		
25	1149		
28	1149		
28	1219,2		
32	1219,2		
32	1449		
34	849		
35	1449		
39	849		
41	1449		
44	1149		
45	1449		
49	1449		
50	1449		
54	1149		
66	1449		
73	1449		
80	1449		

Watt	L mm.(min)	D mm.(max)	
14	481,0	ø16	T5
21	781,0		
24	481,0		
28	1081,0		
39	781,0		
54	1081,0		



灯座温度 “T...”

选择灯座组装灯具时，千万不要低估灯泡、镇流器及相关电流累积的温度。

对下列两方面的考察非常重要：

- 1 灯具能够散去自身所产生的热
- 2 灯具的最高温度绝不能超过与其相关的部件的温度“T...”，因为这样很危险并可能造成损失

根据EN/IEC 60400标准，荧光灯管的灯座一般包括两种温度：“T...”和“Tm...”。

- “T...”为灯座的最高工作温度；该温度在最热处即灯座与灯头的接触点（热源）处测量得出。

- “Tm...”是灯座能够承受的最高工作温度，该温度在后面距离热源最远处测量得出，因此该温度低于温度“T...”。

TEMPERATURE “T...” OF LAMP HOLDERS

When choosing the lampholders to assemble a luminaire it is important not to underestimate the temperature developed by the lamp, the ballast and its associated current.

It is essential to make sure that:

- 1 The luminaire is able to dissipate the heat it produces.
- 2 The maximum temperature reached in the luminaire never exceeds the “T...” relative to its components because it can be dangerous and can cause damages.

According to EN/IEC 60400 standards, lampholders for tubular fluorescent lamps normally have two temperatures classifications: “T...” and “Tm...”

- “T...” is the maximum working temperature of the lampholder; it is measured at the hottest point, i.e. at the point where the lampholder comes into contact with the lamp cap (heating source).

- “Tm...” is the maximum working temperature that the lampholder can withstand overall, measured in the back part, at the most distant point from the heating source and consequently it is lower than the “T...” temperature.



没有温度 “T...” 标识的灯座最高工作温度是80° C (EN/IEC 60400标准第17.1节测试A)。

根据UL496标准，灯座的 “T...” 标识代表 “相对热指数 (RTI)”，它是指一种材料的最高工作温度，在此温度下，所用材料在经过化学热退化后的一系列关键属性在可接受的范围内 (初始值的50%) 改变。

塑料的 “RTI” 额定值见相关 “UL 黄卡”。

没有 “T...” 标识的灯座 “RTI” 为90° C。

G5灯泡的灯座转子

灯座的转子是热量累积最大的地方，它的型材是PBT。PBT是一种高温聚合物，能够承受在140° C下连续工作，并可短时承受170° C而不发生收缩或变形。

基于下列原因，转子的存在能够保证总体安全性：

- 1 避免灯泡仅有一根插针插入灯座，而另一根暴露在外面。
- 2 只有两根插针都正确插入相应插槽时才能转动。
- 3 即使插针接触到了灯座的前面，你也不可能意外接触到灯具的电。

263... - 288... - 1263...产品警告

根据EN/IEC 60598标准，所有灯具都必须经过全部的安全测试，防止在更换灯泡时发生触电。

垫圈寿命警告

IP66/67灯座的垫圈必须在本产品目录中的温度和安装限制范围内使用，这是因为垫圈会老化影响其保护性能。

建议监控垫圈的完整性，并在每次灯具检查时更换掉老化的垫圈。

Lampholders without a relative “T...” (par. 17.1 “test A” of the EN/IEC 60400 standards) can work up to a maximum temperature of 80°C.

According to UL496 standard “T...” marking of lampholders indicates the “Relative Thermal Index (RTI)” which is the maximum service temperature for a material where a class of critical property will not be unacceptably compromised (50% of the initial value) through chemical thermal degradation.

“RTI” plastic materials rating can be found into the relevant “UL - Yellow card”.

Lampholders without a “T...” marking have a “RTI” of 90°C.

ROTOR OF LAMP HOLDERS FOR G5 LAMPS

The rotor of the lampholder, being the point at which the greatest heat is developed, is moulded in PBT. PBT is a high temperature polymer which is capable of withstanding continuous working temperatures of 140°C, with short excursion to 170°C, without shrinking or deformation.

The presence of the rotor assures total safety as:

- 1 It avoids the insertion of only one pin of the lamp in the lampholder while the other pin is still exposed.
- 2 It can be turned only when both lamp pins are correctly inserted in the proper slot.
- 3 You cannot make accidental electrical contact to the lamp even if the lamp pins touch the front face of the lampholder.



WARNINGS FOR ART. 263.. - 288... - 1263...

All luminaires must undergo to all safety tests to protect against electric shock during the lamp replacement operation as prescribed by the EN/IEC 60598 standards.

WARNINGS ABOUT THE GASKETS LIFE TIME

The gaskets of the lampholders IP66/67 must be used within the temperature and mounting limits stated in this catalogue, as they are subjected to deterioration which can affect their protection degree.

It is suggested to control their integrity and to replace the deteriorated gaskets every time that the luminaires is checked.

IP66/67灯座的垫圈 GASKETS of lampholders IP66/67		T最大值 T max.
	氯丁橡胶 Neoprene	90 °C
	硅树脂 Silicone	180 °C



订购灯座IP66/67配件的产品说明




灯座IP66/67的所有部件都可以单独订购。

订购说明见下表：

ITEM REFERENCES TO ORDER DISASSEMBLED LAMPHOLDERS IP66/67

All the lampholders IP66/67 parts can be ordered separately.

Right references are shown in the table here below:

	 ø 16	 ø 38
壳体+底座垫圈 Body + Base gasket	衬套+垫圈 Sleeve + Gasket	衬套+垫圈 Sleeve + Gasket
1780-G5/SG-TR 1783-G5/SG-TR	1780-G5/116-TR 1780-G5/116-TR	1780/138-TR 1780/138-TR
1880-G5/SG-TR 1883-G5/SG-TR	1780-G5/116-TR (x2) 1780-G5/116-TR (x2)	1780/138-TR (x2) 1780/138-TR (x2)

冲击耐受类型

荧光灯灯座 (EN/IEC 60400) 至少符合冲击耐受第II类 (EN/IEC 60664-1标准) 规定的电气间隙和爬电距离。

灯具最终测试

接线完成后必须检测灯具能否正确运行。
我们的所有灯具都适合进行手动或自动的最终测试，根据所用设备，测试可按以下两种方式进行：

- “**顶部测试**”：使用双针模拟器进行，通过灯座上部的槽从上往下垂直插入，接触到灯泡触点。
- “**转子测试**”：使用灯头模拟器（或灯本身）进行，模拟将灯插入灯座的场景。

分析以上两种方法，我们可以得出结论，“**转子测试**”是一种通用的方法，它有下列优点：

- 1 可以使用所有当前灯座进行。
- 2 甚至情况不好时（如灯座凹陷）也可以进行测试。
- 3 “**转子测试**”的检测是全面的，不仅可以验证灯具是否可以正确运行，还检测了插针的接触压力以及灯座的安装精确度。

IMPULSE WITHSTAND CATEGORY

Lampholders for fluorescent lamps (EN/IEC 60400) are in accordance with the prescribed creepage distances and clearances at least for the impulse withstand category II (EN/IEC 60664-1 standards).

LUMINARIES FINAL TEST

Testing for correct operation must be carried out after the wiring has been completed.
All our lampholders are suitable to undergo either a manual or an automatic final test and according to the used device, the test can be run in the following ways:

- “**TOP TEST**”：carried out with a two pin simulator which, when inserted vertically from above, touches the lamp contacts via the slots in the upper part of the lampholder.
- “**ROTOR TEST**”：carried out with a lamp cap simulator (or with the lamp itself) that simulates the insertion of the lamp in the lampholders.

If we analyse these methods we can come to the conclusion that the “**ROTOR TEST**” is an universal system with the following advantages:

- 1 It can be carried out with all the existing lampholders.
- 2 It can be carried out even in unfavourable conditions (i.e. recessed lampholders).
- 3 With the “**ROTOR TEST**” the test is complete because as well as verifying the correct operation of the luminaire it also tests the contact pressure of the lamp pins and check the accuracy of the lampholders mounting.

