

注意事项

本说明页中所述全部操作都必须且只能由专业人员完成。安装装置时,请关掉所有电压设备以及遵守有关国家安装操作规定。最终用户与/或安装人员需对以下负责, 保证: 保

证系统的电, 机械与温度与所安装的框架以及相连接的设备的兼容性。安装轨道时, 不可超过文件中所规定的荷载和距离轨道与其配件以及适配器, 不可与不带质量标志的部件一起

用。A.A.G. Stucchi的轨道只可以使用的连接件, A.A.G. Stucchi的连接件只能用于A.A.G. Stucchi的轨道A.A.G. Stucchi公司允许只能使用A.A.G. Stucchi的零配件用于ONETRACK®轨道系

统。零配件需要正确地按照安装说明来进行安装。 如果使用非原厂的零配件, 或者没有符合安装说明, 那么作为生产厂家将不对系统的安全性和功能性所负责。这种情况 下使用者有责任确保产品和灯具间的电气性, 机械性及热容 性的相兼容。

轨道将通过A.A.G连接到电源。 Stucchi文章9001 / ..和9002 / ...。

严禁使用任何溶剂, 胶水, 油, 油脂或清洁剂与ONETRACK®组件接触。 对于因使用上述材料而造成的任何损害, 本公司概不负责。

轨道的轮廓中有一把机械钥匙, 以保证多段轨道的正确连接。

另外, 端部馈电和接头处有一把机械钥匙(螺钉按照以下的图纸来提供), 为保证选择正确的部件, 需考虑到这点。

机械钥匙所在的位置以红线标注。

WARNING

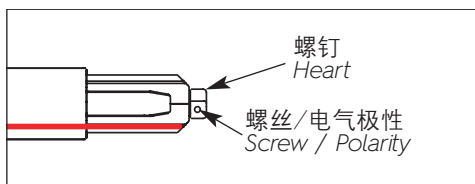
All the described operations of this instructions page must be performed by qualified personnel only. Disconnect power during installation or servicing. Please respect national and local installation regulations. A.A.G. Stucchi allows the use of A.A.G. Stucchi parts only in applications where the ONETRACK® system is used. These parts must be installed according to the installation instructions. The company as a manufacturer is not responsible for the safety and functionality of the system if parts not belonging to it are used or if there are any deviations from the installation instructions. It is then the user's responsibility to ensure the electrical, mechanical and thermal compatibility between the system and the fixtures used with it. The track, its components and also the adapters can't be used with accessories without the appropriate approvals.

On A.A.G. Stucchi track one can use only A.A.G. Stucchi connections. A.A.G. Stucchi connections can be used only with A.A.G. Stucchi tracks.

The track is to be connected to electrical power by means of the A.A.G. Stucchi articles 9001/.. and 9002/...

It is strictly forbidden to use any kind of solvent, glue, oil, grease or cleaner in contact with ONETRACK® components. The company is not responsible of any damage caused by the use of the materials mentioned above.

There a mechanical key on the track to guarantee the proper connection of multiple pieces of track. This key is present on all end-feeds and connecting components (see screw below-pictured). Care must be taken when ordering to select the correct components. The catalog drawing depict the position of the key with a red line.

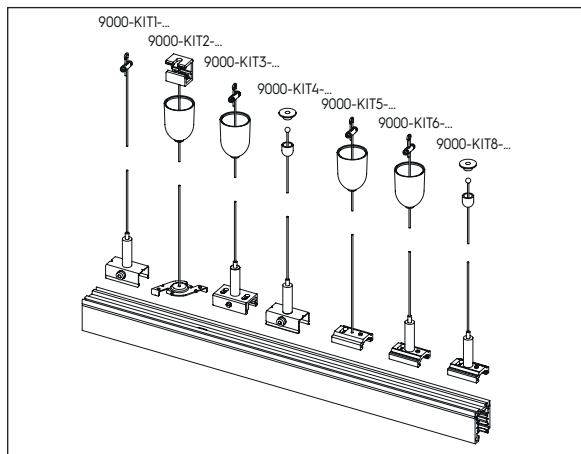


跟踪固定配件

TRACKS FIXING ACCESSORIES

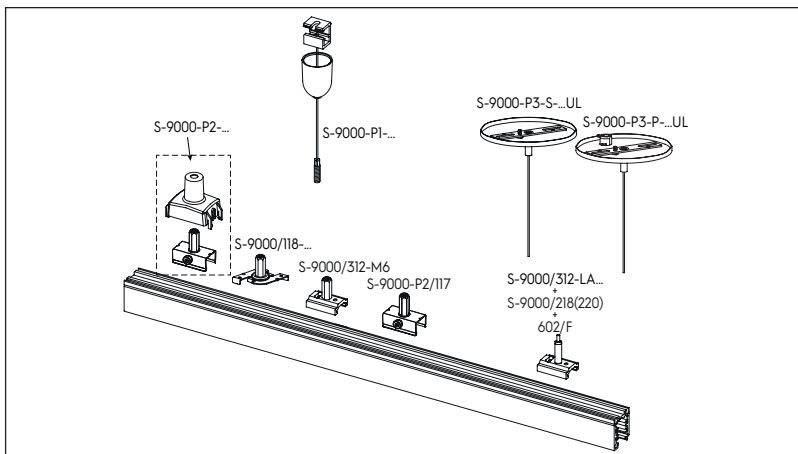
标准版

STANDARD TRACK



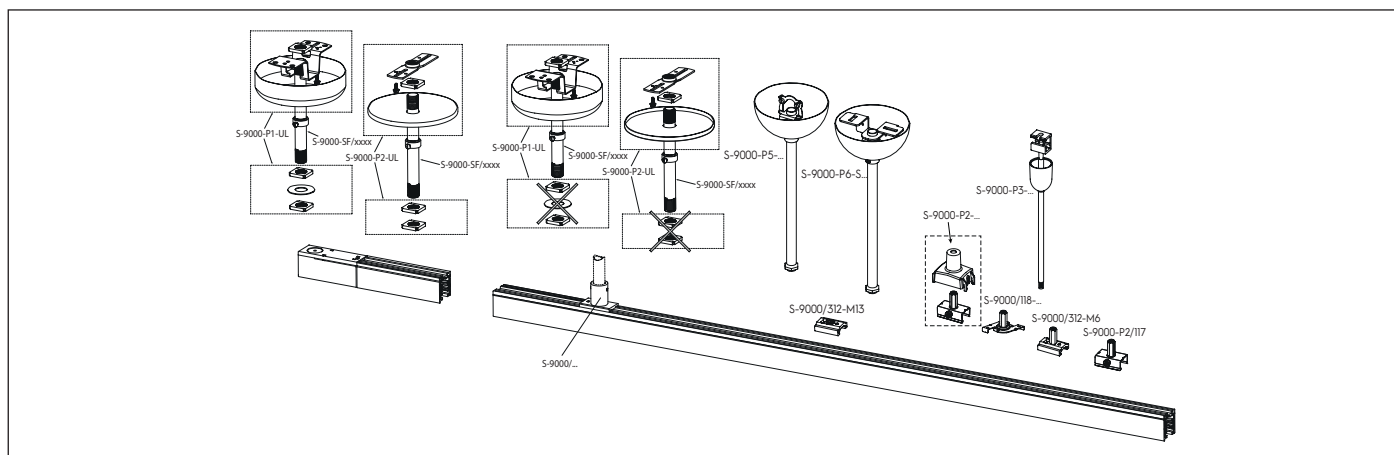
吊线组件

Complete suspension kit



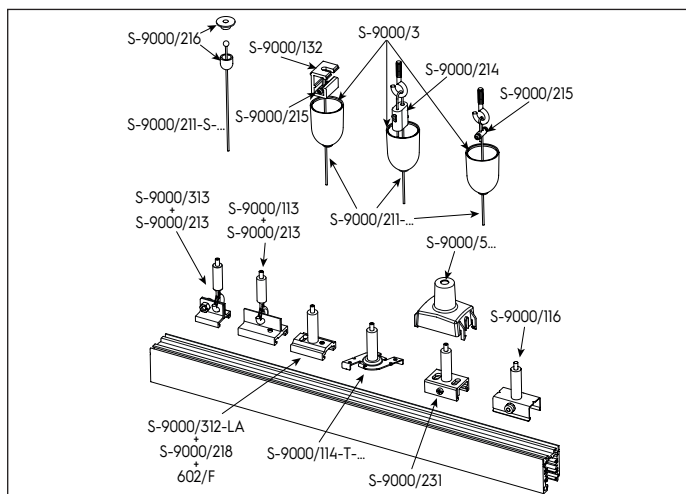
吊装组件

Suspension sets



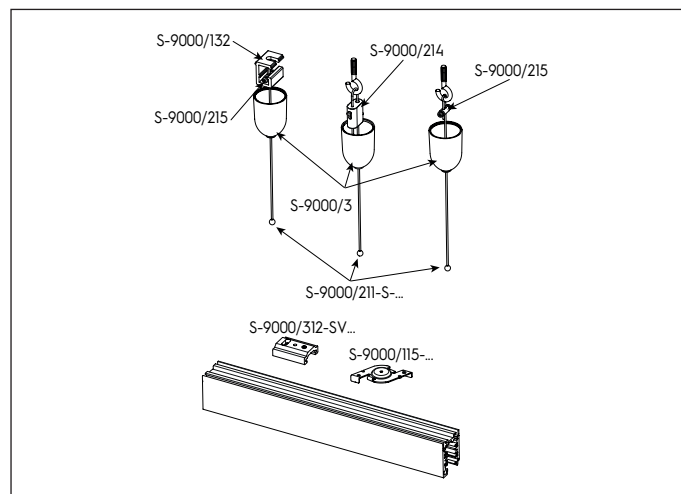
刚性提升组件

Rigid suspension sets



在天花板连接点有调节装置的吊线配件

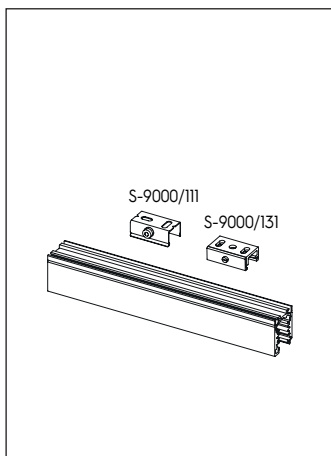
Suspension accessories with regulation at track connection point



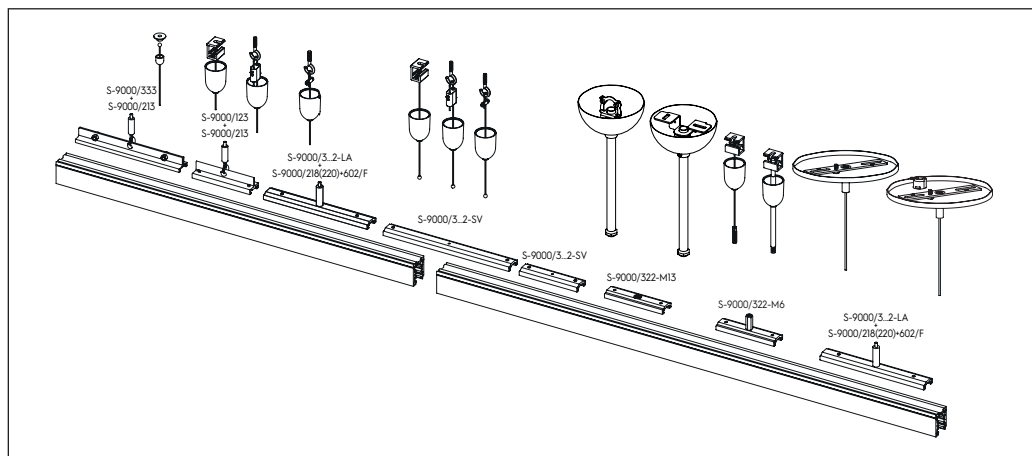
天花板固定配件

Suspension accessories with regulation at ceiling connection



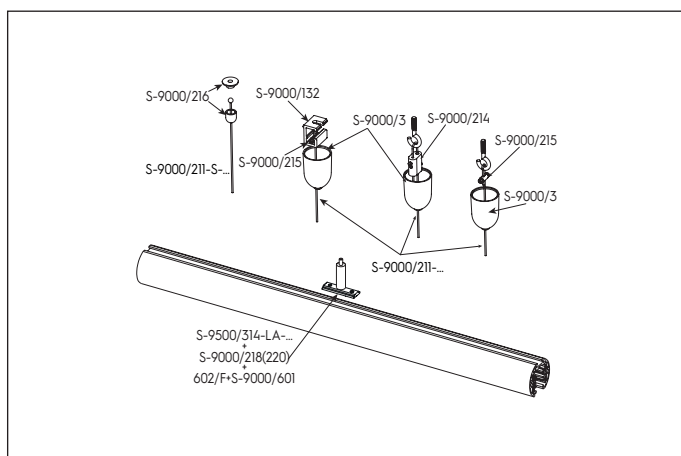


用于轨道两部分间连接的单个配件
Ceiling fixing accessories

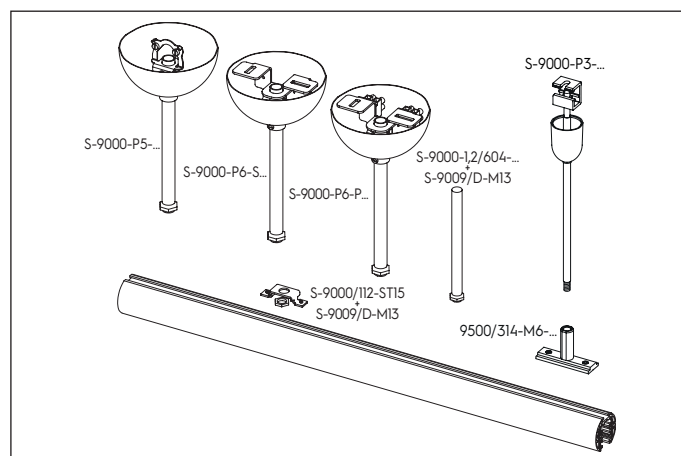


用于倒置使用轨道的配件
Single accessories for "in row" use junctions

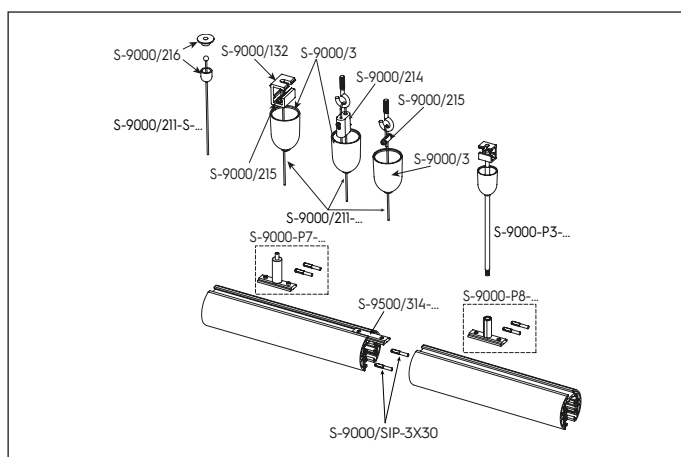
圓版 ROUND TRACK



在轨道连接点有调节装置的吊线配件
Suspension sets



刚性悬挂套件
Rigid suspension sets

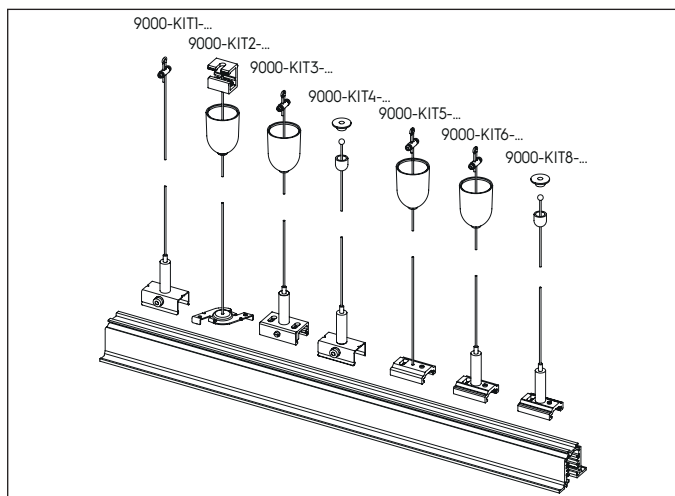


用于倒置使用轨道的配件
Single accessories for "in row" use junctions

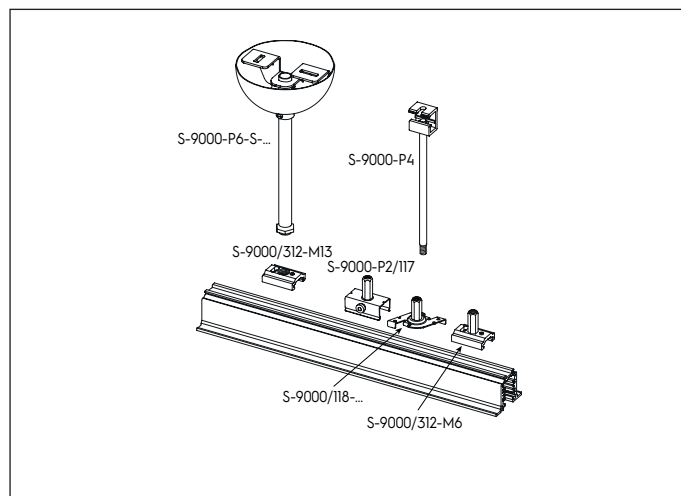


嵌入式版

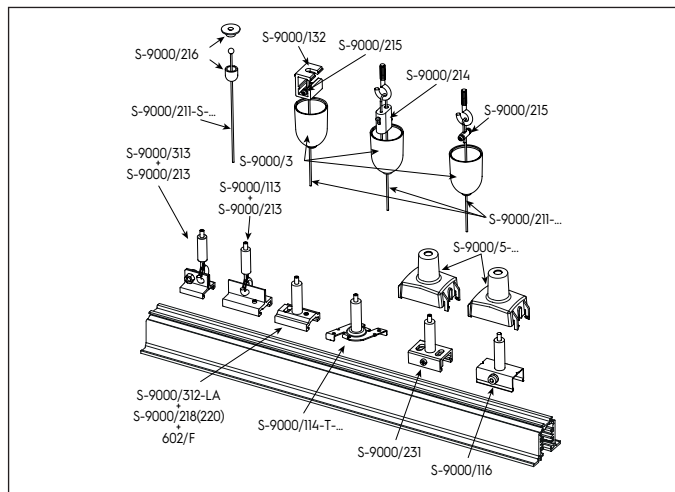
RECESSED TRACK



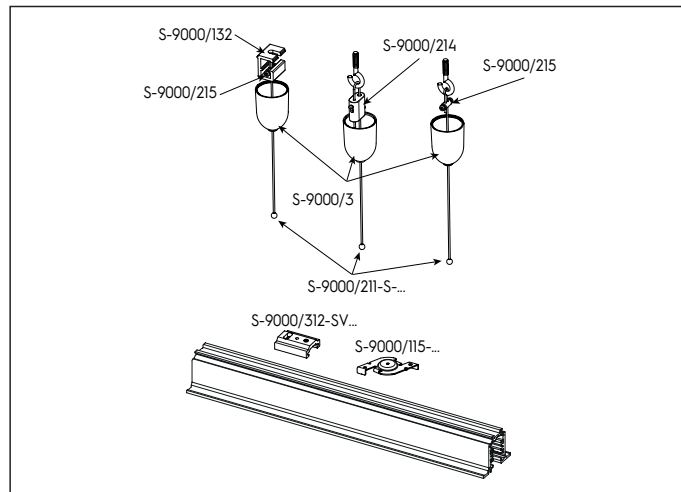
Kit completi per fissaggio a sospensione
Complete suspension kit



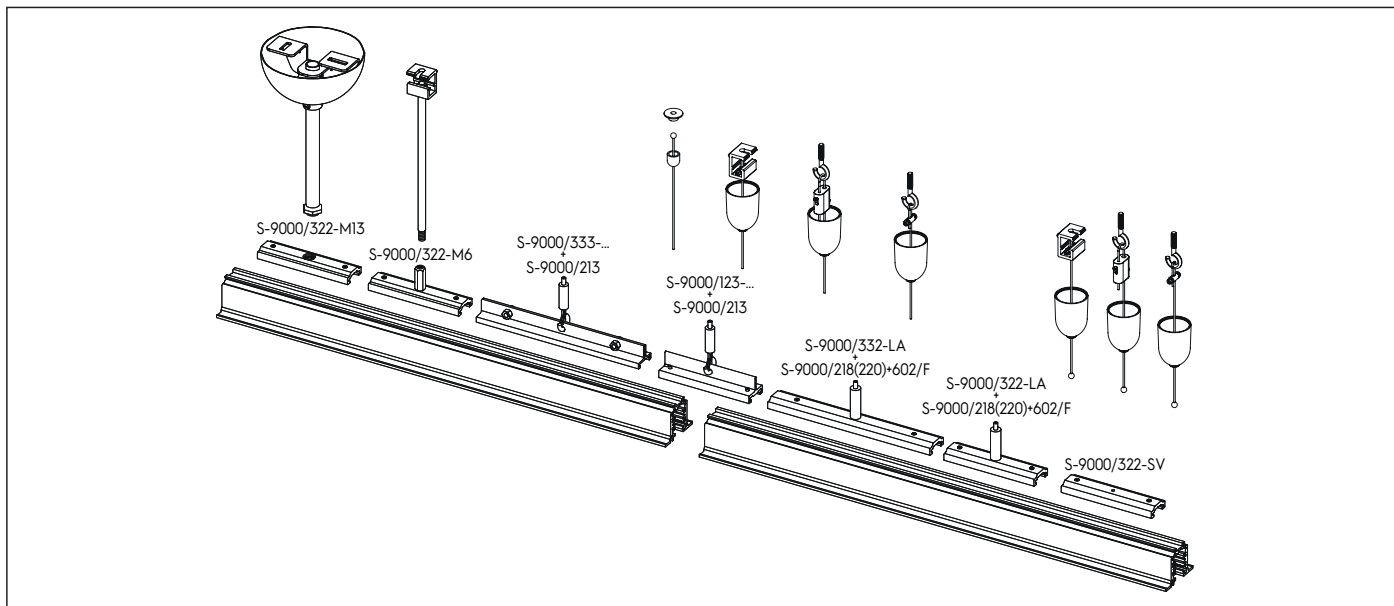
吊装组件
Suspension sets



在天花板连接点有调节装置的吊线配件
Suspension accessories with regulation at track connection point



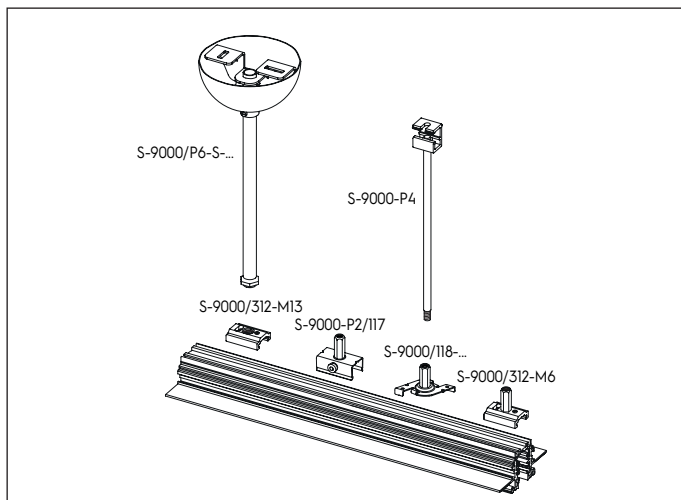
天花板固定配件
Suspension accessories with regulation at ceiling connection



用于倒置使用轨道的配件
Single accessories for "in row" use junctions

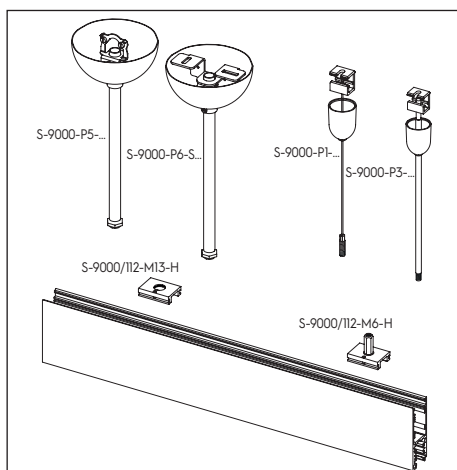


无需微调跟踪 TRIMLESS TRACK

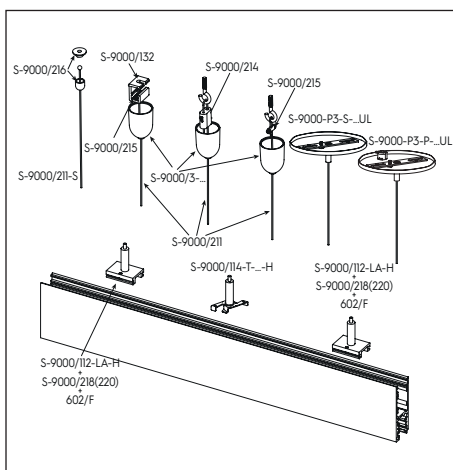


吊装组件
Suspension sets

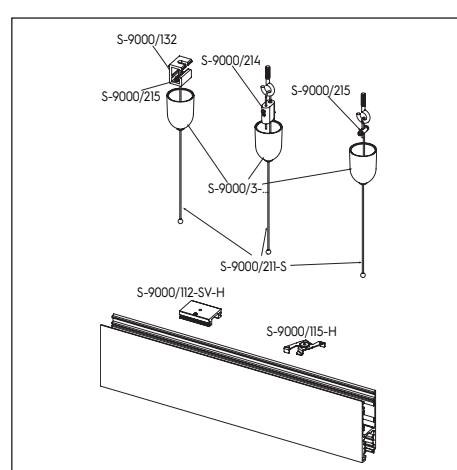
H型轨道 DOUBLE EMISSION TRACK



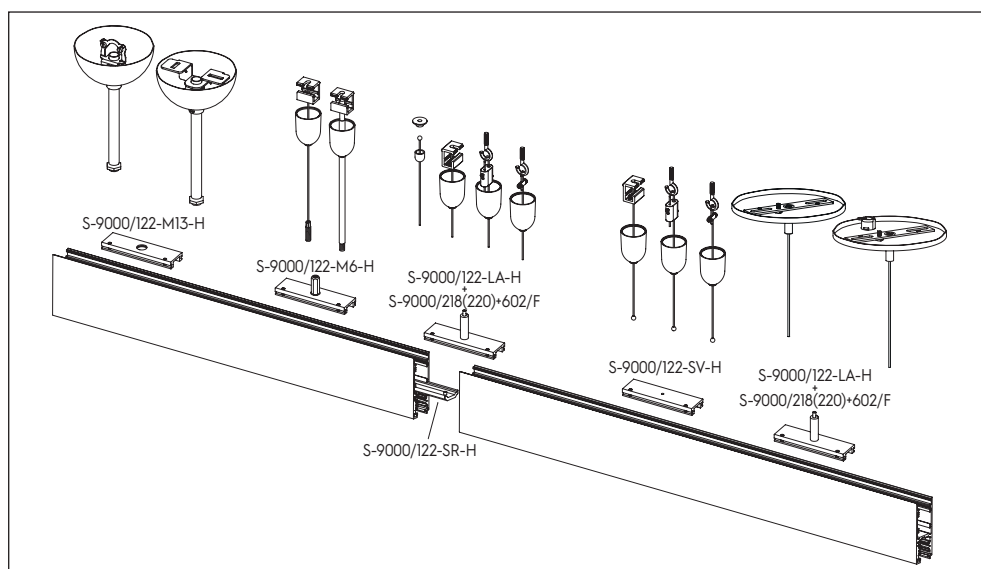
吊装组件
Suspension sets



在天花板连接点有调节装置的吊线配件
Suspension accessories with regulation at track connection point



天花板固定配件
Suspension accessories with regulation at ceiling connection



用于倒置使用轨道的配件
Single accessories for "in row" use junctions

