

警告

本说明页中所述全部操作都必须且只能由专业人员完成。安装装置时,请关掉所有电压设备以及遵守有关国家安装操作规定。最终用户与/或安装人员需对以下负责,保证:保证系统的电,机械与温度与所安装的框架以及相连接的设备的兼容性。安装轨道时,不可超过文件中所规定的荷载和距离轨道与其配件以及适配器,不可与不带质量标志的部件一起用。A.A.G.Stucchi的轨道只可以使用的连接件,A.A.G. Stucchi的连接件只能用于A.A.G. Stucchi的轨道A.A.G. Stucchi公司允许只能使用A.A.G. Stucchi的零配件用于MULTISYSTEM®/MULTISYSTEM® EVO轨道系统。零配件需要正确地按照安装说明来进行安装。如果使用非原厂的零配件,或者没有符合安装说明,那么作为生产厂家将不对系统的安全性和功能性所负责。这种情况下使用者有责任确保产品和灯具间的电气性,机械性及热容性的相兼容。该跟踪系统是 III 级标准系统,和其他制造商的 I 级或 III 级跟踪系统并不兼容。为避免电路短路和过载,请插入合适的电源电路保护装置。

产品和安装的安全警告

- 严禁使用NON SELV或U-OUT > 60V直流电源,驱动器和组件。

A.A.G. Stucchi建议使用兼容光电隔离的中继器(例如RP-DALI-24-48V)。

- 您可以选择在2种不同模式下使用轨道的4根导线:
 - 2种不同的电源(2个电路,0 - 60V dc)
 - 1个用于60V dc的电路和1个用于数据总线的电路

如果您想在您的照明项目(建筑,商店等)中创建一个独特的数据总线,将低压轨道数据总线与其他照明应用的数据总线电气连接,所有相关组件必须经过SELV批准。

严禁使用与MULTISYSTEM®/MULTISYSTEM® EVO组件接触的任何溶剂,胶水,油,油脂或清洁剂。对于因使用上述材料而造成的任何损害,本公司概不负责。

WARNING

All the operations must be done by specialized personnel only, shutting of the electrical power and respecting all national installation regulations and guidelines. A.A.G. Stucchi allows the use of only A.A.G. Stucchi parts in applications where the MULTISYSTEM®/ MULTISYSTEM® EVO system is installed. These parts must be installed according to the installation instructions. The company as a manufacturer is not responsible for the safety and functioning of the MULTISYSTEM®/ MULTISYSTEM® EVO system if components not belonging to it are used or if there are any deviations from the installation instructions. It is then the third-party manufacturer's responsibility to ensure the correct functionality and the electrical, electromechanical, electronic, mechanical and thermal compatibility between the MULTISYSTEM®/ MULTISYSTEM® EVO system and any other third-party products that are used or even developed for the system itself (i.e. drivers/fixtures). The track, its components and also the adapters can't be used with accessories without the Quality/ Approval Mark of the region. On A.A.G. Stucchi track one can use only A.A.G. Stucchi connections. A.A.G. Stucchi connections can be used only with A.A.G. Stucchi tracks. This track system is Class III and is not compatible with Class I track systems or Class III track systems from other manufacturers. Insert the appropriate power circuit protections in order to prevent short circuits or overloads.

Safety warnings for products and installation

- The use of NON SELV or U-OUT > 60V dc power supplies, drivers and components is strictly forbidden.

A.A.G. Stucchi recommends the usage of an opto-insulated repeater dali compatible (es. RP-DALI-24-48V).

- You can choose to use the 4 conductors of the track in 2 different modes:
 - 2 different power supplies (2 circuits, 0 - 60V dc)
 - 1 circuit for 60V dc and 1 circuit for Data Bus

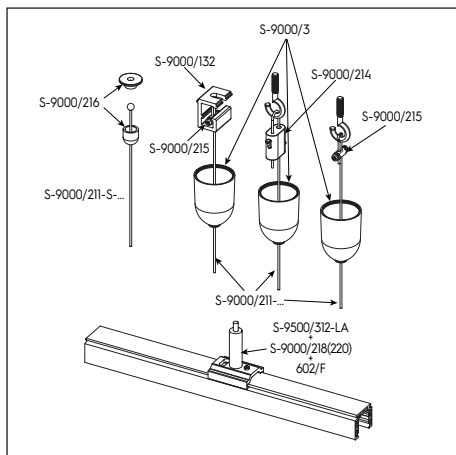
If you want to create a unique Data Bus in your lighting project (building, shop, etc.), electrically connecting the low voltage track Data Bus with the Data Bus of other lighting applications, all the components involved must be SELV approved.

It is strictly forbidden to use any kind of solvent, glue, oil, grease or cleaner in contact with MULTISYSTEM® components. The company is not responsible of any damage caused by the use of the materials mentioned above.

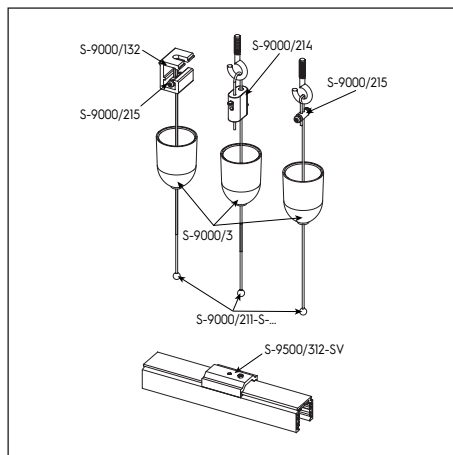


总装图
ASSEMBLY DIAGRAMS

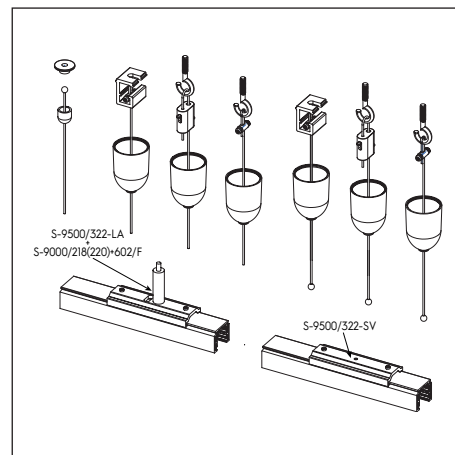
ST1版
ST1 TRACK



在天花板连接点有调节装置的吊线配件
Suspension accessories with track adjustment

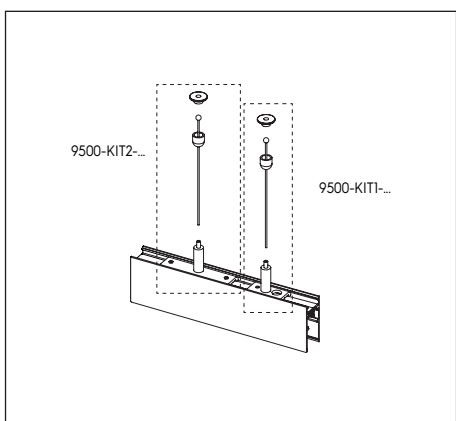


天花板固定配件
Suspension accessories with ceiling adjustment

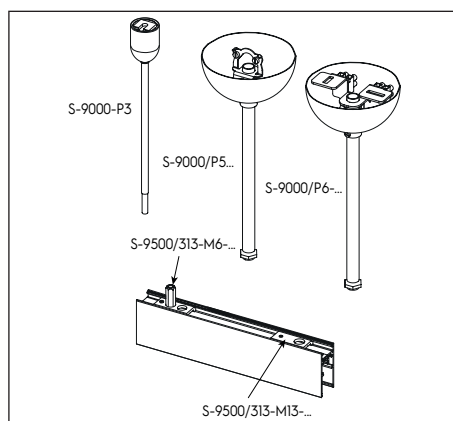


用于倒置使用轨道的配件
Accessories for "in row" use junctions

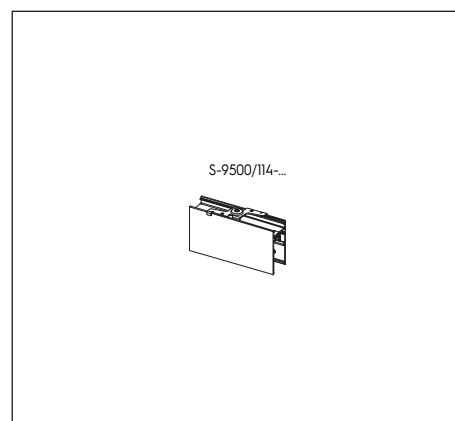
ST2, ST6版
ST2, ST6 TRACKS



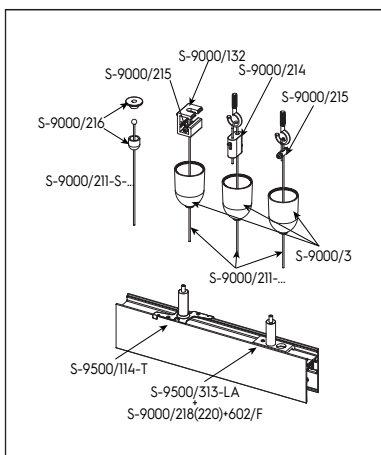
吊线组件
Complete suspension kit



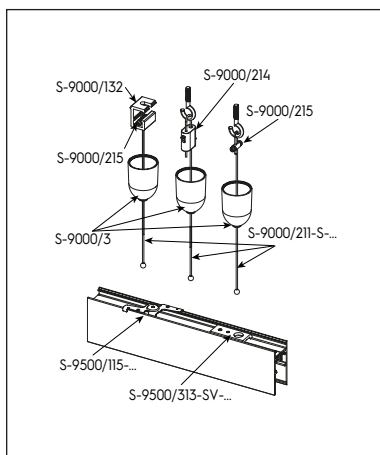
在轨道连接点有调节装置的吊线配件
Suspension sets



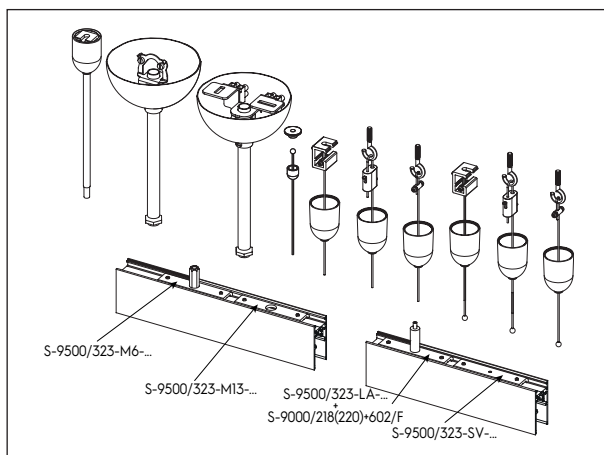
用于轨道两部分间连接的单个配件
Ceiling fixing accessories



在天花板连接点有调节装置的吊线配件
Suspension accessories with track adjustment



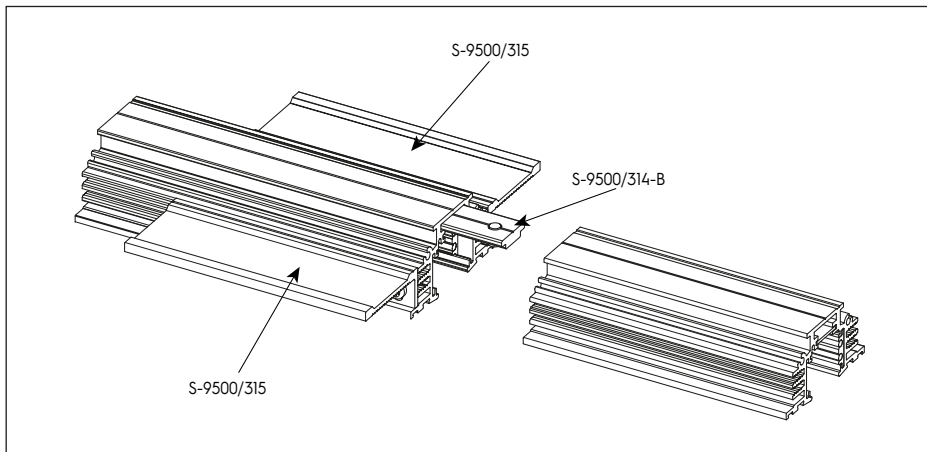
天花板固定配件
Suspension accessories with ceiling adjustment



用于倒置使用轨道的配件
Accessories for "in row" use junctions

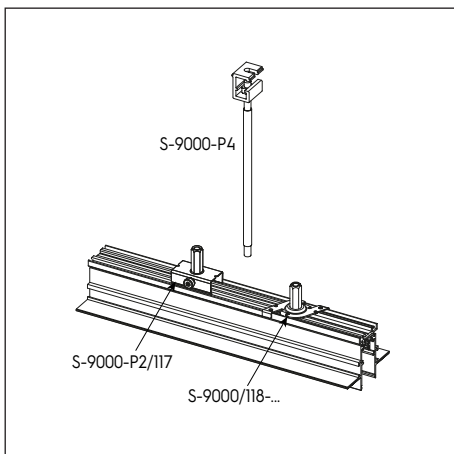


ST3版
ST3 TRACKS

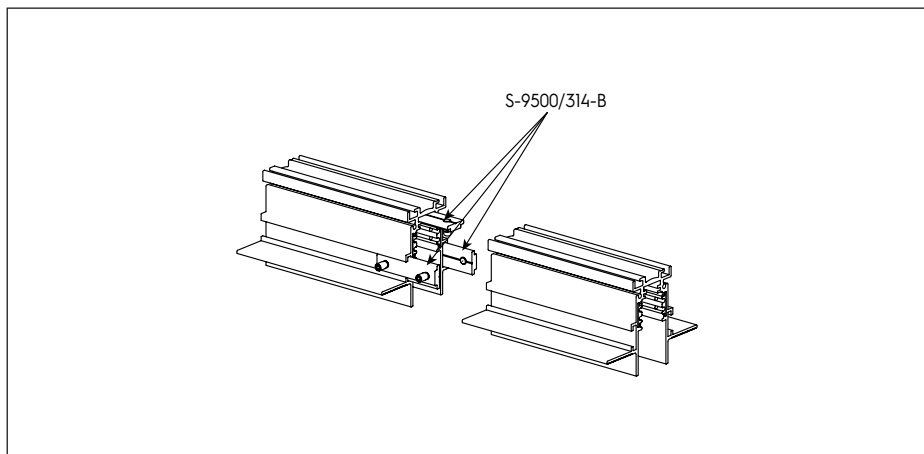


无轨道配件
Accessories for trimless track

ST5, ST10, ST14版
ST5, ST10, ST14 TRACKS

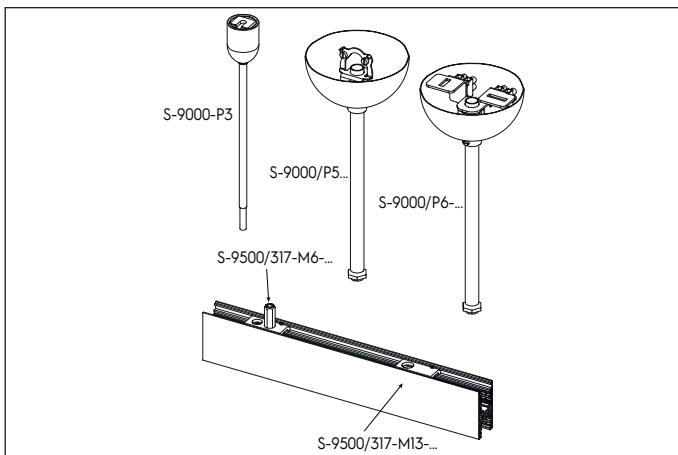


在轨道连接点有调节装置的吊线配件
Suspension sets

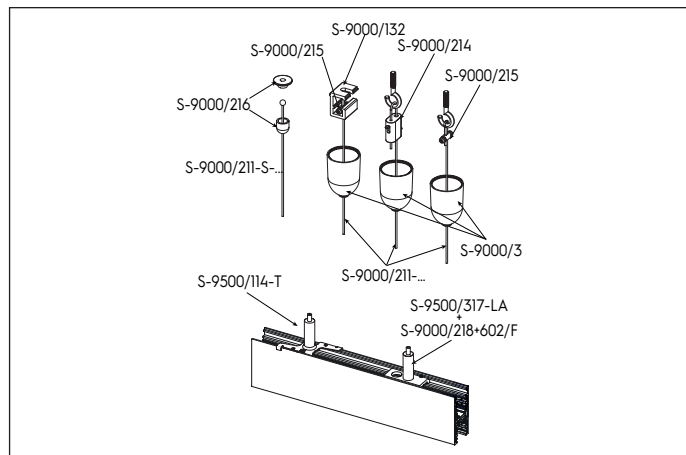


用于倒置使用轨道的配件
Accessories for "in row" use junctions

ST7, ST9版
ST7, ST9 TRACKS

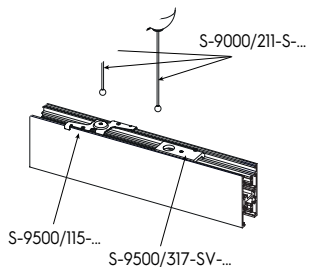


在轨道连接点有调节装置的吊线配件
Suspension sets

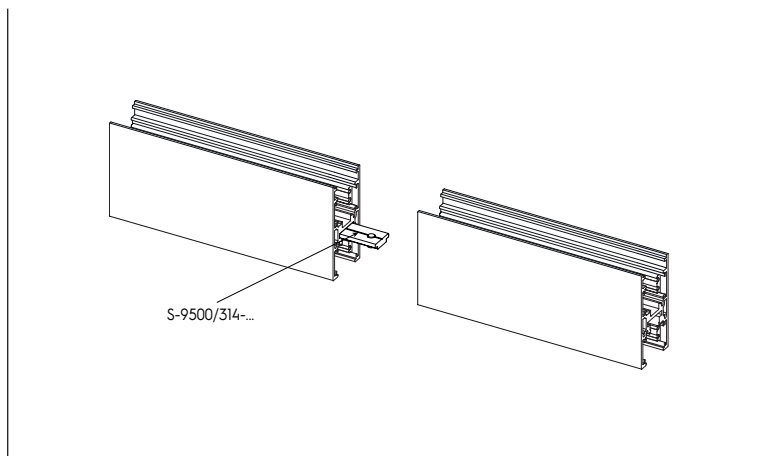


在天花板连接点有调节装置的吊线配件
Suspension accessories with track adjustment



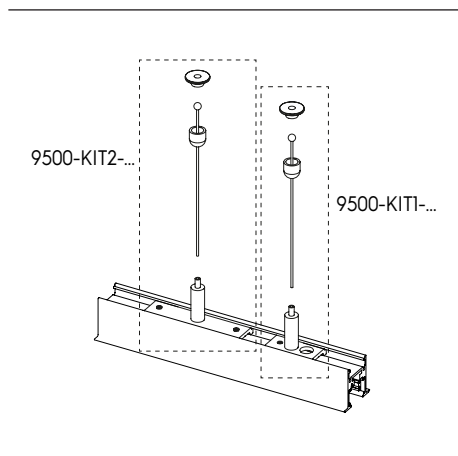


天花板固定配件
Suspension accessories with ceiling adjustment

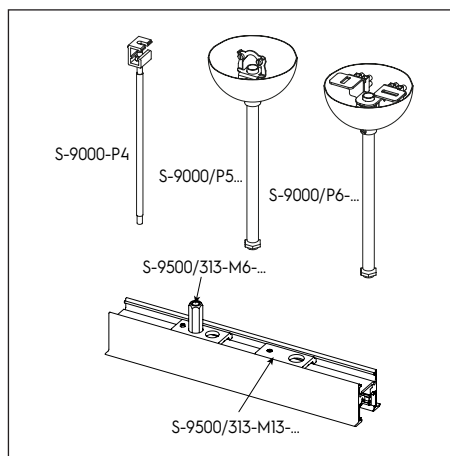


用于倒置使用轨道的配件
Accessories for "in row" use junctions

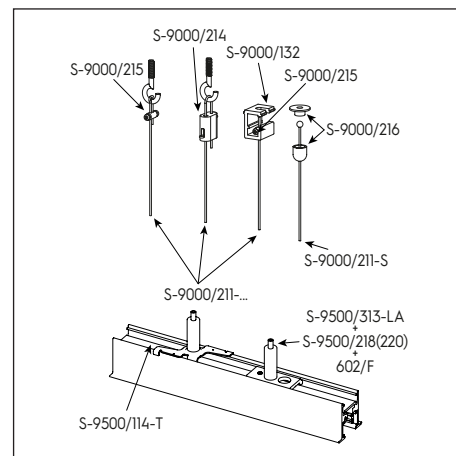
ST8版
ST8 TRACK



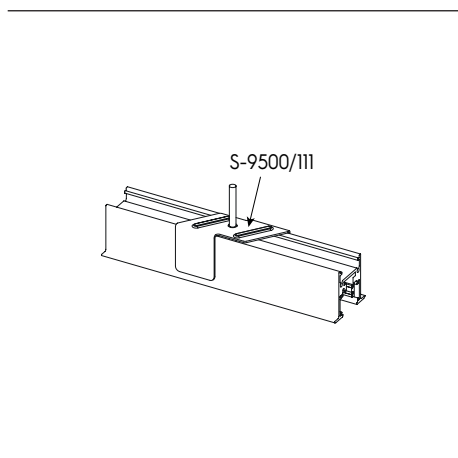
吊线组件
Complete suspension kit



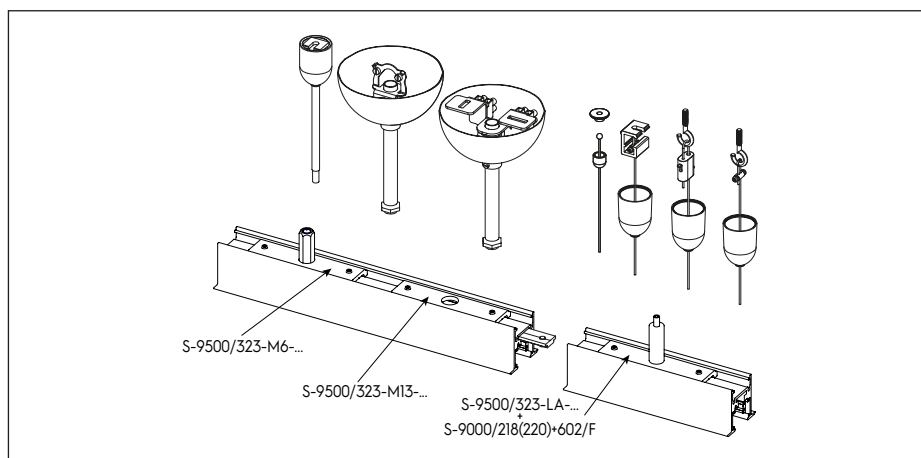
在轨道连接点有调节装置的吊线配件
Suspension sets



在天花板连接点有调节装置的吊线配件
Suspension accessories with track adjustment



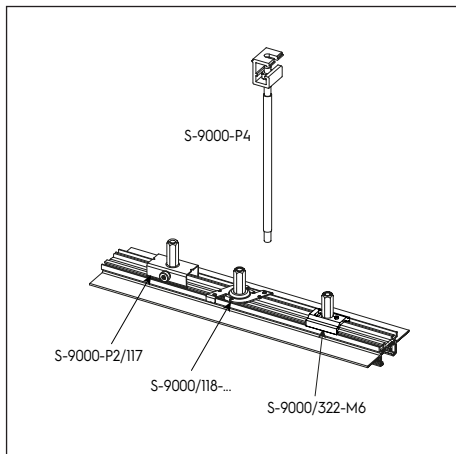
夹具固定
Clamp fixing



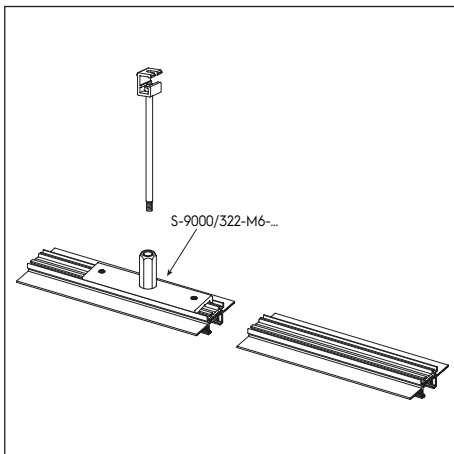
用于倒置使用轨道的配件
Accessories for "in row" use junctions



BINARIO ST13
ST13 TRACK

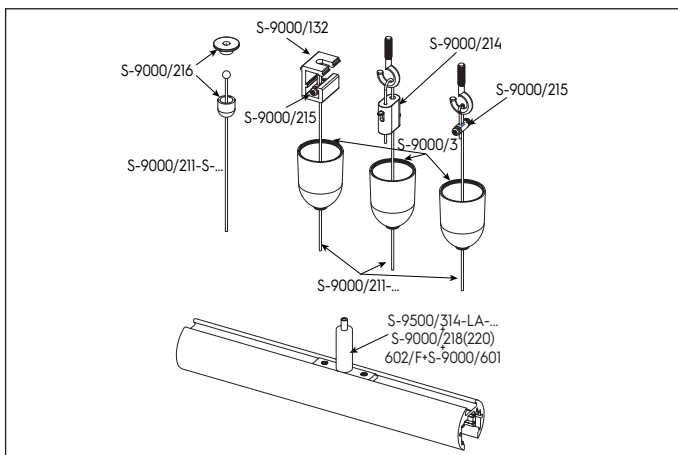


在轨道连接点有调节装置的吊线配件
Suspension sets

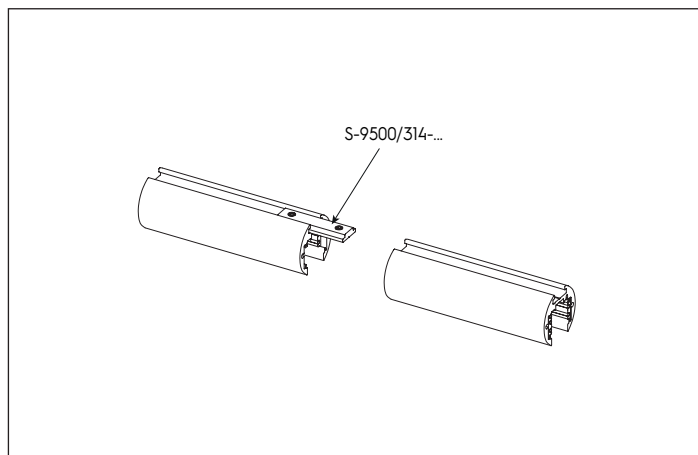


用于倒置使用轨道的配件
Accessories for "in row" use junctions

ST15版
ST15 TRACK



在天花板连接点有调节装置的吊线配件
Suspension accessories with track adjustment



用于倒置使用轨道的配件
Accessories for "in row" use junctions

