

**S-9300/B-L1-1422**

**S-9300/W-L1-1422**

**CORPO MODULINE**  
**MODULINE BODY**

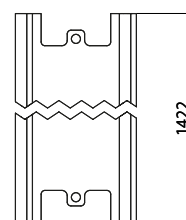
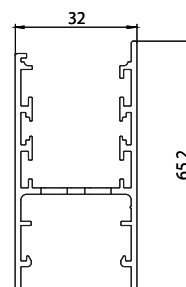

**Dati tecnici**

Technical data


**Caratteristiche**

Characteristics

- In alluminio
- in aluminum
- Colori disponibili: nero RAL9005 (B) e bianco RAL9010 (W)
- Available colours: black RAL9005 (B) and white RAL9010 (W)





Con/With: 9309...



**Marchi di qualità**

Quality marks



**Direttive Europee**

European directives

Conforme "RoHS"  
"RoHS" compliant

**Pesi e confezioni**

Weights and packaging

Art. Codice prodotti Product references	g Peso netto Net weight	n° pz per sacco per bag	n° pz per scatola per box	n° pz per cartone per carton
S-9300/B-L1-1422				
S-9300/W-L1-1422				

**Note**

Notes