

9309/W

**CONNETTORE DI ALIMENTAZIONE A 6 CONDUTTORI (3 FASI+SISTEMA DI CONTROLLO)**  
**6 CONDUCTORS POWER SUPPLY CONNECTOR (3 PHASE + CONTROL SYSTEM)**

**Dati tecnici**

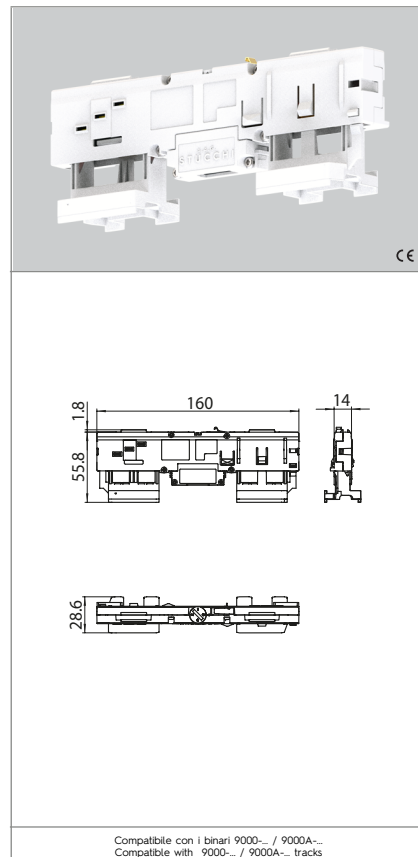
Technical data


- Frequenza - Frequency	50Hz
- Corrente e tensione nominale - Rated current and voltage	4A-250V 1A-50Vac FELV


**Caratteristiche**


Characteristics


- Corpo in policarbonato bianco  
- White polycarbonate body
- Contatti in lega di rame  
- Copper alloy contacts
- Max. carico: 50N  
- Max. load: 50N




 fissaggio ad innesto  
snap-in fixing


 a perforazione di isolante  
with insulation piercing connection device

 sezione conduttore cordato e flessibile  
stranded and flexible conductor section

 S-9009/T-HAN + S-9009/T-INS  
S-9009/T-HAN + S-9009/T-INS



**Marchi di qualità**  
Quality marks



**Direttive Europee**  
European directives

Conforme "RoHS"  
"RoHS" compliant

**Pesi e confezioni**  
Weights and packaging

Art. Codice prodotti Product references	g Peso netto Net weight	n° pz per sacco per bag	n° pz per scatola per box	n° pz per cartone per carton
9309/W				

**Note**

Notes